



Architectural Testing

ACOUSTICAL TEST REPORT

Rendered to:

FABRI TRAK SYSTEMS, INC.

**TYPE Base Wall, Wall Partition
and Fabri Block with a Fabri Trak System**

Report No: 01-47632.01
Test Date: 10/23/03
Report Date: 11/05/03
Expiration Date: 10/23/07

130 Derry Court
York, PA 17402-9405
phone: 717.764.7700
fax: 717.764.4129
www.archtest.com



Architectural Testing

ACOUSTICAL TEST REPORT

Rendered to:

FABRI TRAK SYSTEMS, INC.
11 Russell Avenue
South River, New Jersey 08882

Report No: 01-47632.01
Test Date: 10/23/03
Report Date: 11/05/03
Expiration Date: 10/23/07

Test Sample Identification:

Type: Base Wall, Wall Partition and Fabri Block with a Fabri Trak System

Overall Size: 8' x 8'

Project Summary: Architectural Testing, Inc. (ATI) was contracted by FABRI TRAK SYSTEMS, INC. to conduct a transmission loss and sound absorption test on a Base Wall, Wall Partition and Fabri Block with a Fabri Trak System. A summary of the results is listed in the Test Results section and the complete test data is included as Appendix B of this report.

Test Methods: The acoustical test was conducted in accordance with the following:

ASTM E 90-02, Standard Test Method for Laboratory Measurement of Airborne Sound Transmission Loss of Building Partitions.

ASTM E 413-87 (Re-approved 1999), Classification for Rating Sound Insulation.

ASTM E 1332-90 (Re-approved 1998), Standard Classification for Determination of Outdoor-Indoor Transmission Class.

ASTM C 423-02, Standard Test Method for Sound Absorption and Sound Absorption Coefficients by the Reverberation Room Method.

ASTM E 795-00, Standard Practices for Mounting Test Specimens During Sound Absorption Tests.

130 Derry Court
York, PA 17402-9405
phone: 717.764.7700
fax: 717.764.4129
www.archtest.com

Test Equipment: The equipment, used to conduct these tests, meets the requirements of ASTM E 90-02 and ASTM C 423-02. The microphones were calibrated before conducting the sound transmission loss and sound absorption tests. The test equipment and test chamber descriptions are listed in Appendix A.

Test Procedure for Transmission Loss:

Sound transmission loss tests were initially performed on a filler wall consisting of a double stud wall constructed with 2" x 4" wood studs spaced 16" on center. Two layers of 5/8" type "X" Gypsum board were fastened to the source side of the filler wall. Two layers of 5/8" type "X" Gypsum board were fastened to the receive side of the filler wall. The cavity was filled with R-19 fiberglass insulation. The perimeter and seams were sealed with acoustical sealant. A sound transmission loss test was then conducted on the filler wall. The filler wall achieved an STC rating of 61. The filler wall plug was removed. The test specimen was installed and sealed on both sides with duct seal. The interior face of the sample, when installed, was approximately 1/4" from being flush with the receiving room side of the filler wall. A stethoscope was used to check for any abnormal air leaks before the test.

One background noise sound pressure level, and five sound absorption measurements were conducted at each of the five microphone positions. Two sound pressure level measurements were made simultaneously in both rooms, at each of the five microphone positions. The air temperature and relative humidity conditions were monitored and recorded during the background, absorption, source, and receive room measurements.

Test Procedure for Sound Absorption:

The sound absorption of the reverberation chamber was measured before the test specimen was installed. This measurement shall be referred to as the empty room test. For the Type "A" mounting, the test specimen was installed vertically inside the filler wall opening with the fabric faced side exposed to the sound field. The perimeter of the sample was sealed to the wall surface with duct seal. The sound absorption test was then re-run. The absorption measurement with the specimen inside the chamber shall be referred to as the full room test.

For the empty and full room tests, ten decay measurements were conducted at each of the five microphone positions. The sound absorption test was conducted at 1/3 octave band frequencies ranging from 80 to 5000 hertz. The air temperature and relative humidity conditions were monitored and recorded during the empty and full room measurements.

Sample Description:

The base wall partition was constructed with 3-5/8", 24 gauge galvanized metal track and studs on 16" centers. Each side was covered with one layer of 1/2" drywall, screwed, spackled, and taped. The surface received one coat of primer. The total weight of the base wall, base line wall partition was 224.0 lbs.

The Fabri Block Vinyl was adhered to the receive side drywall using contact adhesive. The seams were butted and caulked.

The Fabri Trak had a 1" profile and was stapled to the vinyl surface penetrating the wall. A perimeter load track was installed around the wall and a mid-wall track was installed vertically at the center point of the wall creating two 4' wide x 8' high panels, minus a 4" space at the floor where a vinyl cove base is installed with a cove base adhesive to the Fabri Block. A layer of 6 lbs density fiberglass was installed with staples to the vinyl backer. FR 701 Fabric was then stretched and installed into the top load track system.

The sample test set-up was photographed with a digital camera and the pictures are included in Appendix C.

Comments: The area used for calculating transmission loss and sound absorption was 64.0 sq/ft., which was the entire system. Sound absorption test results for the absorptive area only (61.33 sq/ft) were also calculated. The total weight of the sample was 335.0 lbs. The client did not supply drawings on the Base Wall, Wall Partition and Fabri Block with a Fabri Trak System. The specimen was returned per client's request.

Test Results: A summary of the sound absorption tests are listed below:

Sound Absorption:

| Sample ID Number and Sample Description | 1/3 Octave Band Absorption Coefficients | | | | | | NRC | SAA |
|---|---|------|------|------|------|------|------|------|
| | 125 | 250 | 500 | 1000 | 2000 | 4000 | | |
| 01-47630.01A Base Wall, Base Line Wall Partition | 0.23 | 0.04 | 0.03 | 0.03 | 0.06 | 0.06 | 0.05 | 0.06 |
| 01-47632.01A Base Wall, Wall Partition and Fabri Block with a Fabri Trak System. (64 sq/ft) | 0.17 | 0.23 | 0.67 | 0.96 | 1.04 | 1.01 | 0.70 | 0.71 |
| 01-47632.01A1 Base Wall, Wall Partition and Fabri Block with a Fabri Trak System. (61.33 sq/ft) | 0.18 | 0.24 | 0.70 | 1.00 | 1.08 | 1.05 | 0.75 | 0.74 |

Test Results: A summary of the sound absorption tests are listed below:

Sound Transmission Loss:


| ATI Job File No. | Sample Description | STC | OITC |
|------------------|---|-----|------|
| 01-47630.01A | Base Wall, Base Line Wall Partition | 37 | 24 |
| 01-47632.01B | Base Wall, Wall Partition and Fabri Block with a Fabri Trak System. | 43 | 29 |

The complete test results are listed in Appendix B.

This report is prepared for the convenience of our customer and endeavors to provide accurate and timely project information. It contains a summary of observations made by a qualified representative of Architectural Testing, Inc. The results of this report apply only to the specimen that was tested. The statements made herein do not constitute approval, disapproval, certification or acceptance of performance or materials.


A copy of this report will be retained by ATI for a period of four years. This report is the exclusive property of the client so named herein. This report shall not be reproduced, except in full, without written approval by Architectural Testing, Inc.

For ARCHITECTURAL TESTING, INC:



Digitally Signed by: Kurt A. Golden

Kurt A. Golden
Technician - Acoustical Testing



Digitally Signed by: Todd D. Kister

Todd D. Kister
Laboratory Supervisor - Acoustical Testing

KAG:vlm
01-47632.01



Architectural Testing

DOCUMENT CONTROL ADDENDUM #01-47632.00

Current Issue Date: 11/05/03

Report No.: 01-47632.01

Requested by: Buzz Wilson, FABRI TRAK SYSTEMS, INC.

Purpose: Sound transmission loss and sound absorption test report on a Base Wall,
Wall Partition and Fabri Block with a Fabri Trak System.

Issued Date: 11/05/03

Comments:



Architectural Testing

Appendix A

Instrumentation:

| Instrument | Manufacturer | Model | Description | ATI Number |
|---------------------------|----------------------|------------|---|--------------------|
| Analyzer | Agilent Technologies | 35670A | Dynamic signal analyzer | Y002929 |
| Receive Room Microphone | ACO Pacific | 7047 | 1/2", pressure type, condenser microphone | Y001775 |
| Source Room Microphone | ACO Pacific | 7047 | 1/2", pressure type, condenser microphone | Y002757 |
| Receive Room Preamp | ACO Pacific | 4012 | 1/2" preamplifier | Y002185 |
| Source Room Preamp | ACO Pacific | 4012 | 1/2" preamplifier | Y002756 |
| Microphone Calibrator | Brüel & Kjær | 4228 | Pistonphone calibrator | Y002186 |
| Noise Source | Delta Electronics | SNG-1 | Two, non-coherelated "Pink" noise signals | Y002181 |
| Equalizer | Rane | RPE228 | Programmable EQ | Y002180 |
| Power Amplifiers | Renkus-Heinz | P2000 | 2 - Amplifiers | Y002179 Y001779 |
| Receive Room Loudspeakers | Renkus-Heinz | Trap Jr/9" | 2 - Loudspeakers | Y001784 Y001785 |
| Source Room Loudspeakers | Renkus-Heinz | Trap Jr/9" | 2 - Loudspeakers | Y002649 Y002650 |

Test Chamber:

| | Volume | Description |
|----------------|---|--|
| Receiving Room | 8291.3 ft ³ (234m ³) | Rotating vane and stationary diffusers. Temperature and humidity controlled. Isolation pads under the floor. |
| Source Room | 7296.3 ft ³ (206.6m ³) | Stationary diffusers only. Temperature and humidity controlled. |

| | Maximum Size | Description |
|-----------------|--------------------------|---|
| TL Test Opening | 14 ft wide by 10 ft high | Vibration break between source and receive rooms. |



Appendix B
Complete Sound Absorption Test Results



SOUND ABSORPTION

ASTM C423

Architectural Testing

| | | | | | | |
|------------------|------------|-------------------------------------|------------|----------------------------|------------------|-------------|
| ATI No. | | 01-47630.01A | | | | |
| Client | | Artistic Wall Solutions | | | | |
| Specimen | | Base Wall, base line wall partition | | | | |
| Specimen Area | | 64.00 Sq Ft | | Mounting Type A Wall mount | | |
| Operator | | Kurt A. Golden | | | | |
| Empty Room | | Full Room | | | | |
| Date | | 22-Oct-03 | | 22-Oct-03 | | |
| Temp F | | 70.2 | | 70.1 | | |
| RH % | | 66.1 | | 65.3 | | |
| Freq | Empty Room | Uncert | Full Room | Uncert | Absorption | Uncertainty |
| (Hz) | Absorption | | Absorption | | Coefficient | |
| | (Sabines) | | (Sabines) | | (Sabines/Sq.Ft.) | |
| 50 | 41.49 | 0.158 | 44.23 | 0.392 | 0.04 | 0.007 |
| 63 | 41.06 | 0.441 | 52.31 | 0.282 | 0.18 | 0.008 |
| 80 | 41.38 | 0.005 | 52.59 | 1.040 | 0.18 | 0.016 |
| 100 | 47.24 | 0.155 | 55.84 | 0.465 | 0.13 | 0.008 |
| 125 | 44.81 | 0.308 | 59.60 | 0.121 | 0.23 | 0.005 |
| 160 | 43.82 | 0.311 | 53.57 | 0.244 | 0.15 | 0.006 |
| 200 | 47.36 | 0.191 | 54.45 | 0.140 | 0.11 | 0.004 |
| 250 | 46.59 | 0.083 | 49.30 | 0.034 | 0.04 | 0.001 |
| 315 | 46.45 | 0.073 | 50.23 | 0.350 | 0.06 | 0.006 |
| 400 | 48.97 | 0.139 | 52.93 | 0.012 | 0.06 | 0.002 |
| 500 | 48.60 | 0.003 | 50.56 | 0.057 | 0.03 | 0.001 |
| 630 | 48.81 | 0.058 | 52.76 | 0.081 | 0.06 | 0.002 |
| 800 | 53.83 | 0.094 | 55.73 | 0.032 | 0.03 | 0.002 |
| 1000 | 57.68 | 0.048 | 59.85 | 0.171 | 0.03 | 0.003 |
| 1250 | 63.44 | 0.073 | 66.24 | 0.075 | 0.04 | 0.002 |
| 1600 | 67.89 | 0.084 | 70.86 | 0.032 | 0.05 | 0.001 |
| 2000 | 72.81 | 0.132 | 76.83 | 0.148 | 0.06 | 0.003 |
| 2500 | 85.20 | 0.051 | 90.94 | 0.046 | 0.09 | 0.001 |
| 3150 | 105.13 | 0.140 | 110.87 | 0.073 | 0.09 | 0.002 |
| 4000 | 130.40 | 0.155 | 134.26 | 0.458 | 0.06 | 0.008 |
| 5000 | 170.83 | 0.050 | 176.96 | 0.138 | 0.10 | 0.002 |
| 6300 | 225.82 | 0.019 | 232.94 | 0.259 | 0.11 | 0.004 |
| 8000 | 307.37 | 0.023 | 312.69 | 0.156 | 0.08 | 0.002 |
| 10000 | | | | | | |
| Exact NRC Rating | | 0.042 | | | | |
| Exact SAA Rating | | 0.056 | | | | |
| NRC Rating | | 0.05 | | | | |
| SAA Rating | | 0.06 | | | | |



Accredited by the National Institute of Standards and Technology (NIST) under the National Voluntary Laboratory Accreditation Program for the specific test methods under lab code 200361. The laboratory's accreditation or test report in no way constitutes or implies product certification, approval, or endorsement by NIST. This test report applies only to the specimen that was tested.



NVLAP®

Architectural Testing

ATI No. 01-47630.01A

Date 10/22/2003

Client Artistic Wall Solutions

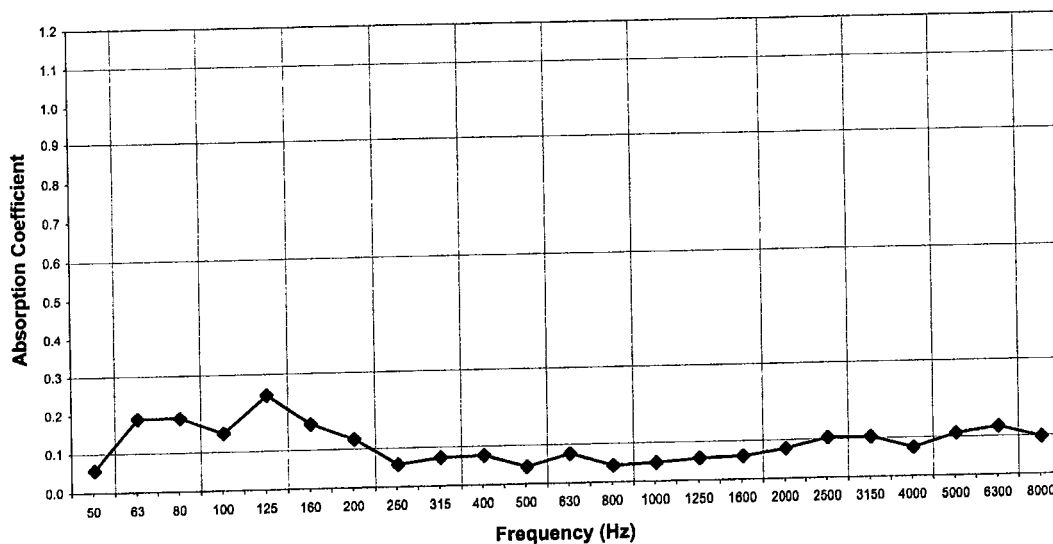
Specimen Base Wall, base line wall partition

Specimen Area 64.00 Sq Ft

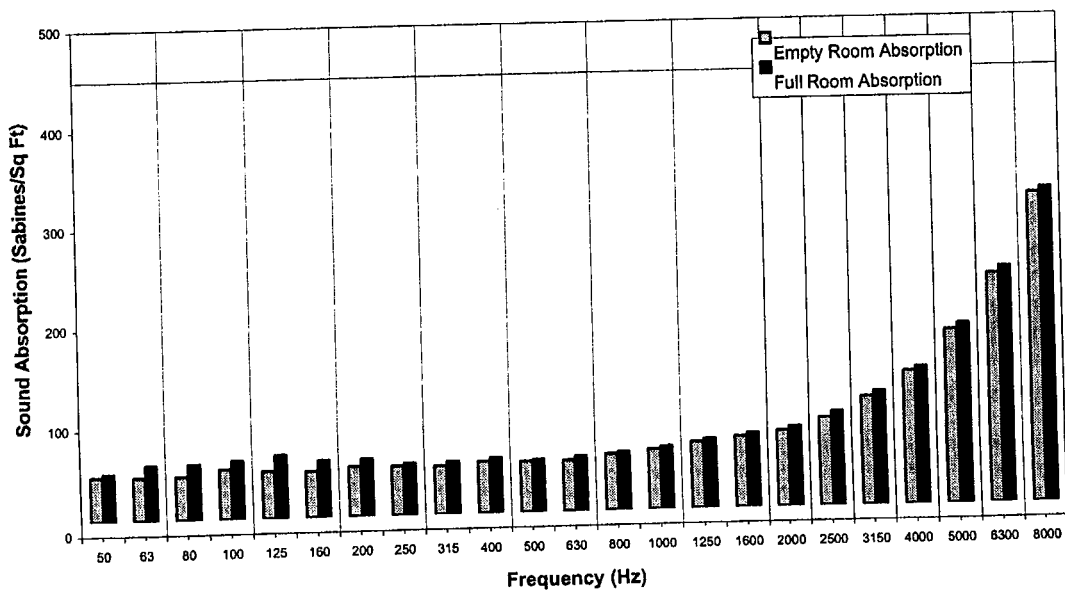
Mounting Type A Wall mount

Operator Kurt A. Golden

Sound Absorption Coefficients



Sound Absorption - Empty vs. Full





SOUND ABSORPTION **ASTM C423**

Architectural Testing

| | | | | | | |
|------------------|---------------------------------------|---|--------------------------------------|------------------------|---|-------------|
| ATI No. | | 01-47632.01A | | | | |
| Client | | FABRI TRAK SYSTEMS, INC. | | | | |
| Specimen | | Base Wall, wall partition Fabri Block and 1" Fabri Trak System rec side | | | | |
| Specimen Area | | 64.00 Sq Ft | | Mounting Type A | | |
| Operator | | Kurt A. Golden | | | | |
| Date | | Empty Room 23-Oct-03 | | Full Room 23-Oct-03 | | |
| Temp F | | 69.6 | | 69.6 | | |
| RH % | | 66.5 | | 66.5 | | |
| Freq (Hz) | Empty Room Absorption (Sabines) | Uncert | Full Room Absorption (Sabines) | Uncert | Absorption Coefficient (Sabines/Sq.Ft.) | Uncertainty |
| 50 | 39.38 | 0.149 | 44.04 | 0.439 | 0.07 | 0.007 |
| 63 | 41.64 | 0.213 | 52.28 | 0.226 | 0.17 | 0.005 |
| 80 | 44.64 | 0.030 | 51.97 | 0.227 | 0.11 | 0.004 |
| 100 | 45.93 | 0.417 | 60.21 | 0.104 | 0.22 | 0.007 |
| 125 | 42.27 | 0.358 | 53.03 | 0.726 | 0.17 | 0.013 |
| 160 | 42.25 | 0.108 | 52.23 | 0.013 | 0.16 | 0.002 |
| 200 | 47.14 | 0.025 | 57.08 | 0.383 | 0.16 | 0.006 |
| 250 | 46.10 | 0.006 | 60.88 | 0.443 | 0.23 | 0.007 |
| 315 | 47.65 | 0.020 | 68.66 | 0.024 | 0.33 | 0.000 |
| 400 | 48.41 | 0.275 | 81.83 | 0.135 | 0.52 | 0.005 |
| 500 | 47.89 | 0.177 | 90.72 | 0.220 | 0.67 | 0.004 |
| 630 | 49.61 | 0.082 | 96.40 | 0.101 | 0.73 | 0.002 |
| 800 | 52.45 | 0.024 | 108.49 | 0.201 | 0.88 | 0.003 |
| 1000 | 55.83 | 0.152 | 117.23 | 0.346 | 0.96 | 0.006 |
| 1250 | 63.48 | 0.101 | 126.65 | 0.297 | 0.99 | 0.005 |
| 1600 | 67.98 | 0.063 | 130.71 | 0.061 | 0.98 | 0.001 |
| 2000 | 72.40 | 0.167 | 138.90 | 0.133 | 1.04 | 0.003 |
| 2500 | 86.17 | 0.014 | 149.31 | 0.339 | 0.99 | 0.005 |
| 3150 | 104.65 | 0.084 | 170.67 | 0.425 | 1.03 | 0.007 |
| 4000 | 129.30 | 0.242 | 193.66 | 0.367 | 1.01 | 0.007 |
| 5000 | 170.62 | 0.037 | 236.22 | 0.135 | 1.03 | 0.002 |
| 6300 | 225.51 | 0.019 | 292.98 | 0.140 | 1.05 | 0.002 |
| 8000 | 305.04 | 0.663 | 366.65 | 0.125 | 0.96 | 0.011 |
| 10000 | | | | | | |
| Exact NRC Rating | | 0.725 | | | | |
| Exact SAA Rating | | 0.705 | | | | |
| NRC Rating | | 0.70 | | | | |
| SAA Rating | | 0.71 | | | | |



Accredited by the National Institute of Standards and Technology (NIST) under the National Voluntary Laboratory Accreditation Program for the specific test methods under lab code 200361. The laboratory's accreditation or test report in no way constitutes or implies product certification, approval, or endorsement by NIST. This test report applies only to the specimen that was tested.

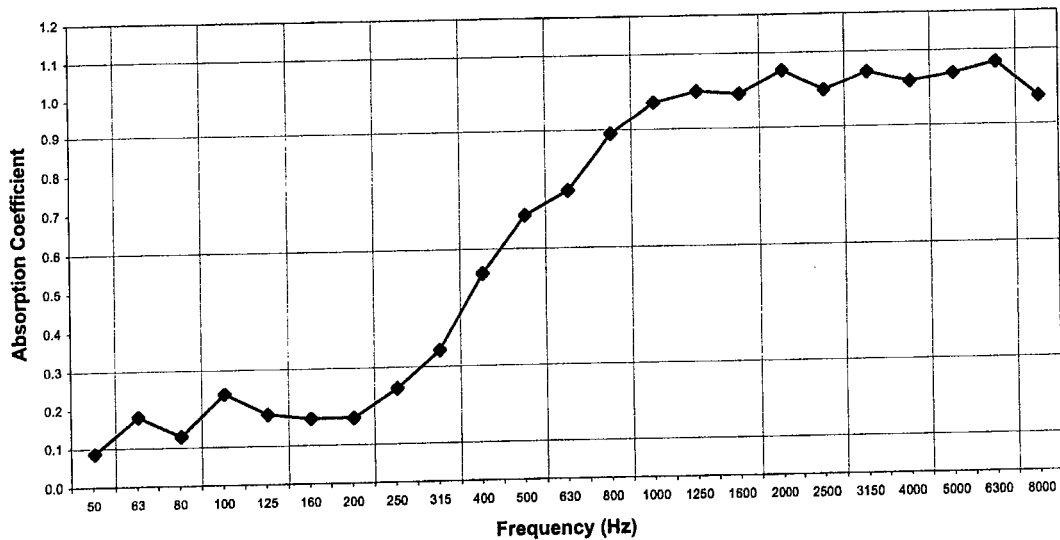


NVLAP®

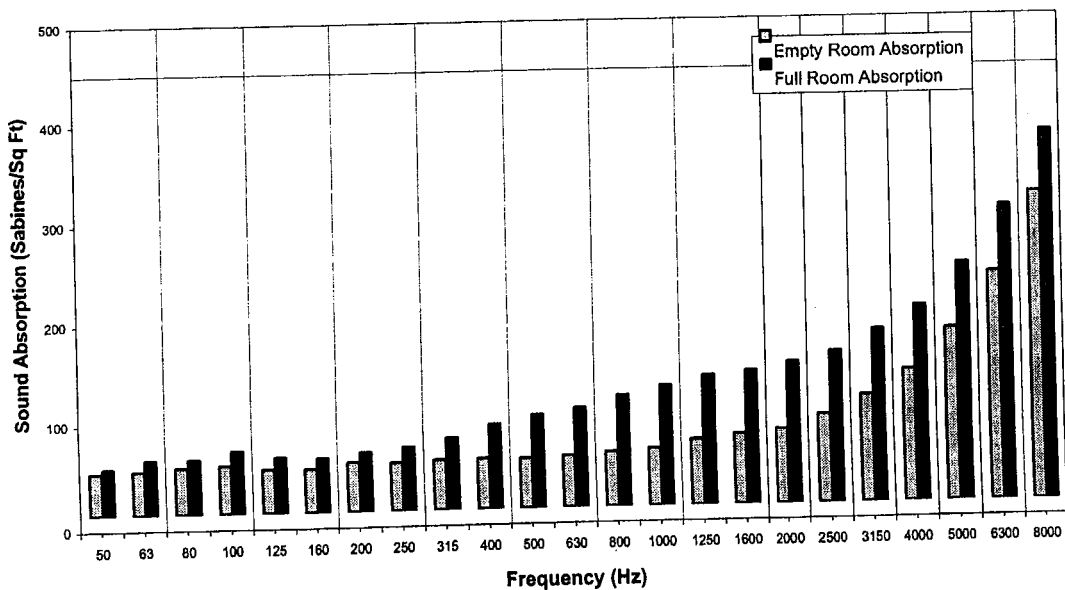
Architectural Testing

ATI No. 01-47632.01A Date 10/23/2003
 Client FABRI TRAK SYSTEMS, INC.
 Specimen Base Wall, wall partition Fabri Block and 1" Fabri Trak System rec side
 Specimen Area 64.00 Sq Ft Mounting Type A
 Operator Kurt A. Golden

Sound Absorption Coefficients



Sound Absorption - Empty vs. Full





SOUND ABSORPTION

ASTM C423

Architectural Testing

| | | | | | | |
|-----------------------|---------------------------------------|---|--------------------------------------|------------------------|---|-------------|
| Architectural Testing | | 01-47632.01A1 | | | | |
| ATI No. | | FABRI TRAK SYSTEMS, INC. | | | | |
| Client | | Base Wall, wall partition Fabri Block and 1" Fabri Trak System rec side | | | | |
| Specimen | | 61.33 Sq Ft | | Mounting Type A | | |
| Specimen Area | | Kurt A. Golden | | | | |
| Operator | | | | | | |
| Date | | Empty Room 23-Oct-03 | | Full Room 23-Oct-03 | | |
| Temp F | | 69.6 | | 69.6 | | |
| RH % | | 66.5 | | 66.5 | | |
| Freq (Hz) | Empty Room Absorption (Sabines) | Uncert | Full Room Absorption (Sabines) | Uncert | Absorption Coefficient (Sabines/Sq.Ft.) | Uncertainty |
| 50 | 39.38 | 0.149 | 44.04 | 0.439 | 0.08 | 0.008 |
| 63 | 41.64 | 0.213 | 52.28 | 0.226 | 0.17 | 0.005 |
| 80 | 44.64 | 0.030 | 51.97 | 0.227 | 0.12 | 0.004 |
| 100 | 45.93 | 0.417 | 60.21 | 0.104 | 0.23 | 0.007 |
| 125 | 42.27 | 0.358 | 53.03 | 0.726 | 0.18 | 0.013 |
| 160 | 42.25 | 0.108 | 52.23 | 0.013 | 0.16 | 0.002 |
| 200 | 47.14 | 0.025 | 57.08 | 0.383 | 0.16 | 0.006 |
| 250 | 46.10 | 0.006 | 60.88 | 0.443 | 0.24 | 0.007 |
| 315 | 47.65 | 0.020 | 68.66 | 0.024 | 0.34 | 0.001 |
| 400 | 48.41 | 0.275 | 81.83 | 0.135 | 0.54 | 0.005 |
| 500 | 47.89 | 0.177 | 90.72 | 0.220 | 0.70 | 0.005 |
| 630 | 49.61 | 0.082 | 96.40 | 0.101 | 0.76 | 0.002 |
| 800 | 52.45 | 0.024 | 108.49 | 0.201 | 0.91 | 0.003 |
| 1000 | 55.83 | 0.152 | 117.23 | 0.346 | 1.00 | 0.006 |
| 1250 | 63.48 | 0.101 | 126.65 | 0.297 | 1.03 | 0.005 |
| 1600 | 67.98 | 0.063 | 130.71 | 0.061 | 1.02 | 0.001 |
| 2000 | 72.40 | 0.167 | 138.90 | 0.133 | 1.08 | 0.003 |
| 2500 | 86.17 | 0.014 | 149.31 | 0.339 | 1.03 | 0.006 |
| 3150 | 104.65 | 0.084 | 170.67 | 0.425 | 1.08 | 0.007 |
| 4000 | 129.30 | 0.242 | 193.66 | 0.367 | 1.05 | 0.007 |
| 5000 | 170.62 | 0.037 | 236.22 | 0.135 | 1.07 | 0.002 |
| 6300 | 225.51 | 0.019 | 292.98 | 0.140 | 1.10 | 0.002 |
| 8000 | 305.04 | 0.663 | 366.65 | 0.125 | 1.00 | 0.011 |
| 10000 | | | | | | |
| Exact NRC Rating | | 0.756 | | | | |
| Exact SAA Rating | | 0.736 | | | | |
| NRC Rating | | 0.75 | | | | |
| SAA Rating | | 0.74 | | | | |



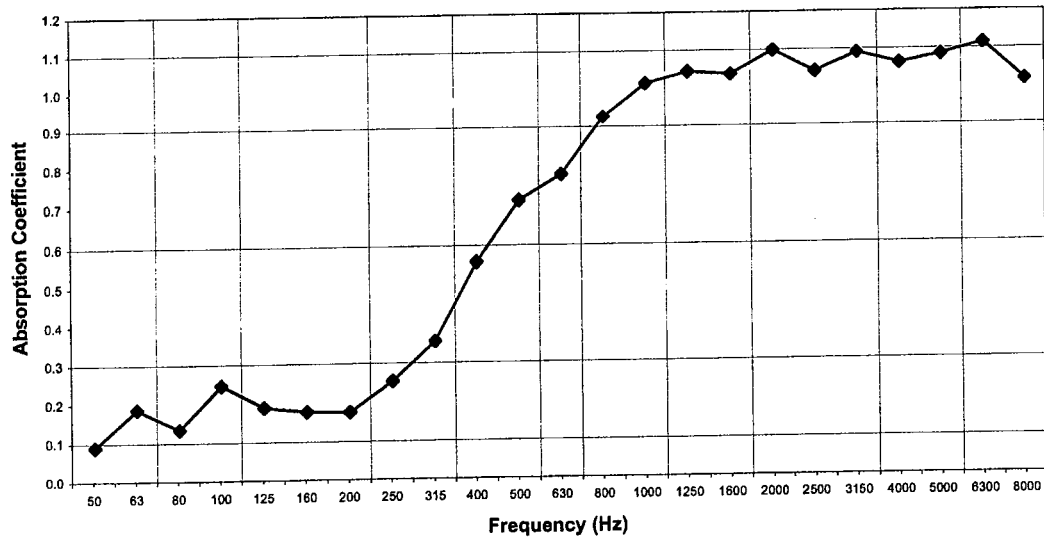
Accredited by the National Institute of Standards and Technology (NIST) under the National Voluntary Laboratory Accreditation Program for the specific test methods under lab code 200361. The laboratory's accreditation or test report in no way constitutes or implies product certification, approval, or endorsement by NIST. This test report applies only to the specimen that was tested.



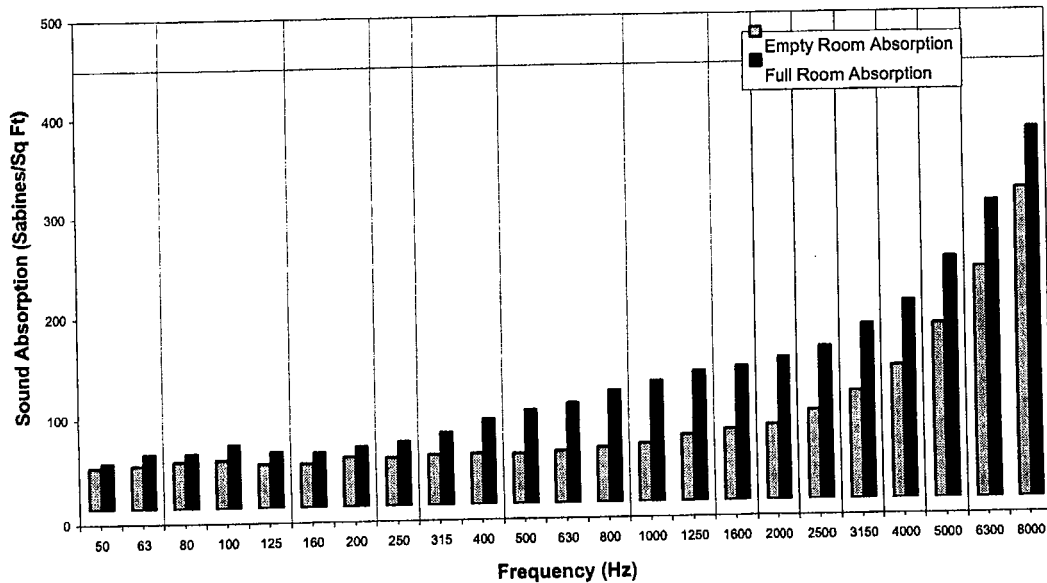
Architectural Testing

ATI No. 01-47632.01A1 Date 10/23/03
Client FABRI TRAK SYSTEMS, INC.
Specimen Base Wall, wall partition Fabri Block and 1" Fabri Trak System rec side
Specimen Area 61.33 Sq Ft Mounting Type A
Operator Kurt A. Golden

Sound Absorption Coefficients



Sound Absorption - Empty vs. Full





SOUND TRANSMISSION LOSS

ASTM E90

Architectural Testing

| | | | |
|---------------|---|------|----------|
| ATI No. | 01-47632.01B | Date | 10/23/03 |
| Client | FABRI TRAK SYSTEMS, INC. | | |
| Specimen | Base Wall, wall partition with Fabri Block with a 1" Fabri Track System on receive side | | |
| Specimen Area | 64.00 Sq Ft | | |
| Filler Area | 76.00 Sq Ft | | |
| Operator | Kurt A. Golden | | |

| | Bkgrd | Absorp | Source | Receive | Filler | Specimen |
|--------|-------|--------|--------|---------|--------|----------|
| Temp F | 70.0 | 69.7 | 70.0 | 69.6 | 81.3 | 69.8 |
| RH % | 64.8 | 65.1 | 64.9 | 65.2 | 58.5 | 65.0 |

| Freq (Hz) | Bkgrd SPL (dB) | Absorp (Sabines /Sq Ft) | Source SPL (dB) | Receive SPL (dB) | Filler TL (dB) | Specimen TL (dB) | 95% Conf Limit | No. of Defici- encies | Trans Coef Diff |
|--------------|----------------------|-------------------------------|-----------------------|------------------------|----------------------|------------------------|----------------------|-----------------------------|-----------------------|
| 80 | 38.9 | 51.3 | 95.5 | 81.1 | 31.6 | 15 | 2.94 | 0 | 15.4 |
| 100 | 42.2 | 60.1 | 94.3 | 79.5 | 38.1 | 15 | 3.09 | 0 | 22.2 |
| 125 | 38.9 | 54.1 | 97.1 | 77.0 | 41.6 | 21 | 3.21 | 6 | 20.1 |
| 160 | 45.1 | 57.2 | 98.3 | 75.3 | 43.1 | 24 | 1.52 | 6 | 18.8 |
| 200 | 43.6 | 57.8 | 101.1 | 71.6 | 44.9 | 30 | 1.00 | 3 | 14.3 |
| 250 | 34.8 | 62.2 | 101.5 | 71.3 | 47.2 | 30 | 0.74 | 6 | 16.1 |
| 315 | 32.7 | 70.4 | 100.2 | 64.6 | 51.9 | 35 | 1.31 | 4 | 16.0 |
| 400 | 30.9 | 85.9 | 100.1 | 59.0 | 54.8 | 40 | 0.61 | 2 | 14.2 |
| 500 | 27.2 | 91.7 | 101.2 | 53.9 | 59.6 | 46 | 0.35 | 0 | 13.1 |
| 630 | 21.8 | 97.5 | 102.5 | 51.3 | 62.8 | 50 | 0.46 | 0 | 12.7 |
| 800 | 22.0 | 111.8 | 103.3 | 46.9 | 66.0 | 54 | 0.32 | 0 | 11.3 |
| 1000 | 19.8 | 116.2 | 103.3 | 44.5 | 69.6 | 56 | 0.37 | 0 | 12.6 |
| 1250 | 19.4 | 129.7 | 105.3 | 43.5 | 72.6 | 59 | 0.29 | 0 | 13.1 |
| 1600 | 15.6 | 130.4 | 110.3 | 46.9 | 71.2 | 61 | 0.53 | 0 | 10.2 |
| 2000 | 15.2 | 137.9 | 107.0 | 43.0 | 68.0 | 62 | 0.39 | 0 | 6.7 |
| 2500 | 10.9 | 149.8 | 105.3 | 41.6 | 67.8 | 61 | 0.28 | 0 | 7.0 |
| 3150 | 9.0 | 168.3 | 105.6 | 40.9 | 73.6 | 61 | 0.46 | 0 | 12.3 |
| 4000 | 8.4 | 193.8 | 104.4 | 36.3 | 79.0 | 63 | 0.43 | 0 | 15.0 |
| 5000 | 6.8 | 241.8 | 102.6 | 30.0 | 82.4 | 67 | 0.68 | 0 | 14.8 |

STC Rating 43 (Sound Transmission Class)
Deficiencies 27 (Number of deficiencies versus contour curve)
OITC Rating 29 (Outdoor/Indoor Transmission Class)

| | |
|--|---|
| | Accredited by the National Institute of Standards and Technology (NIST) under the National Voluntary Laboratory Accreditation Program for the specific test methods under lab code 200361. The laboratory's accreditation or test report in no way constitutes or implies product certification, approval, or endorsement by NIST. This test report applies only to the specimen that was tested. |
|--|---|



Architectural Testing

ATI No. 01-47632.01B

Date 10/23/03

Client FABRI TRAK SYSTEMS, INC.

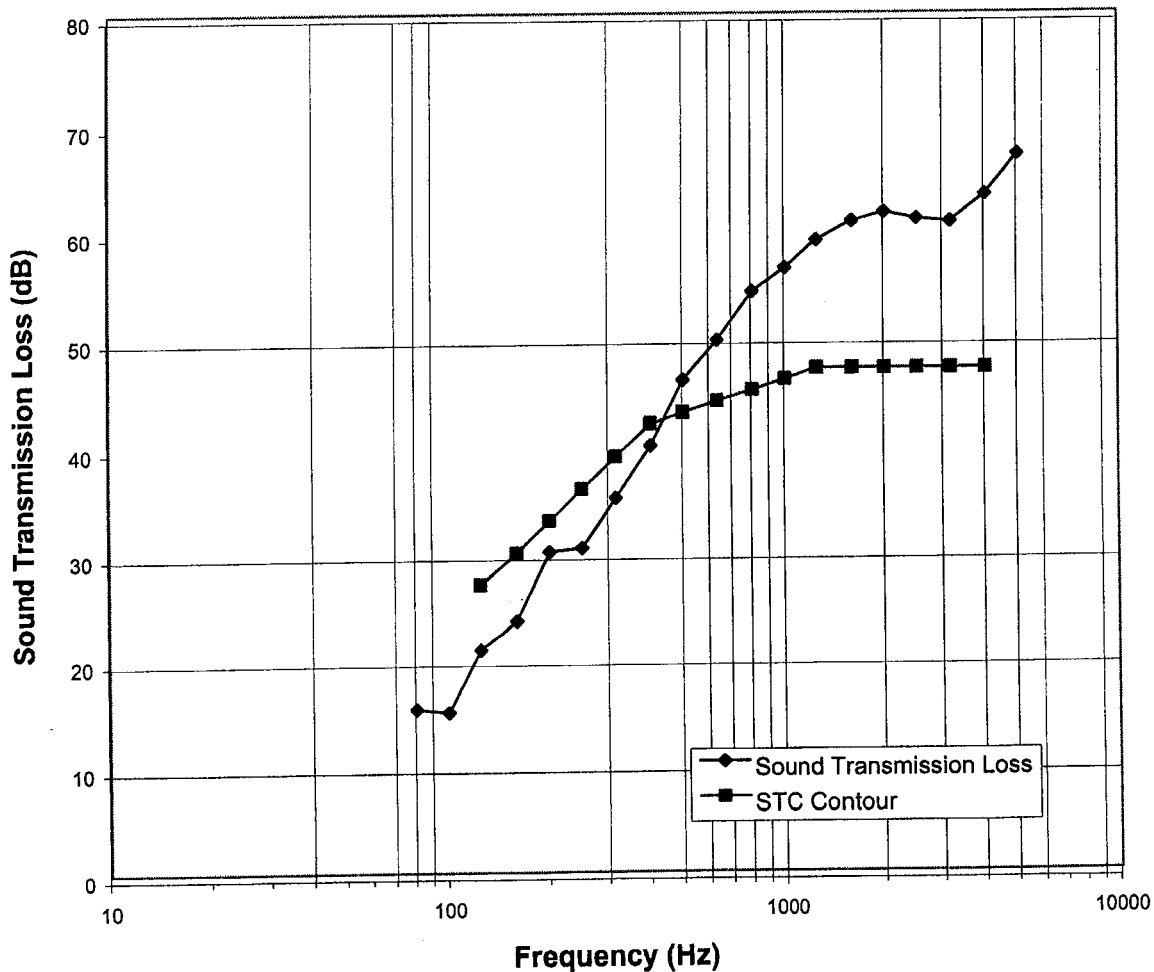
Specimen Base Wall, wall partition with Fabri Block with a 1" Fabri Track System on receive side

Specimen Area 64.00 Sq Ft

Filler Area 76.00 Sq Ft

Operator Kurt A. Golden

Sound Transmission Loss




Accredited by the National Institute of Standards and Technology (NIST) under the National Voluntary Laboratory Accreditation Program. The laboratory's accreditation or test report in no way constitutes or implies product certification, approval, or endorsement by NIST. This test report applies only to the specimen that was tested.




Architectural Testing

Appendix C


Photographs



Side View of Sample



Receive Side of Sample



Side View of the Base Line Wall Partition